

**Note:** Students will need a pencil for Exercises 13 and 16.

## EXERCISE 1 SAY SENTENCES

- a. Say: The woman is sleeping. (Tap 4.) *The woman is sleeping.*
- Say: The man is standing. (Tap 4.) *The man is standing.*
- Say: This dog is eating. (Tap 4.) *This dog is eating.*

**Repeat step a until firm.**

- b. Say: This is (pause) a car. (Tap 4.) *This is a car.*
- Say: This is (pause) a cup. (Tap 4.) *This is a cup.*
- Say: These are (pause) cups. (Tap 3.) *These are cups.*
- c. Say: These are boys. (Tap 3.) *These are boys.*
- Say: These are cats. (Tap 3.) *These are cats.*
- Say: These are pencils. (Tap 3.) *These are pencils.*

**Repeat steps b and c until firm.**

- d. Say: This is not a tree. (Tap 5.) *This is not a tree.*
- Say: This is not a pencil. (Tap 5.) *This is not a pencil.*
- Say: This is not a shoe. (Tap 5.) *This is not a shoe.*
- Say: This is not a boy. (Tap 5.) *This is not a boy.*
- e. Say: You are sleeping. (Tap 3.) *You are sleeping.*
- Say: You are nodding. (Tap 3.) *You are nodding.*
- Say: I am waving. (Tap 3.) *I am waving.*
- Say: I am not eating. (Tap 4.) *I am not eating.*

**Repeat steps d and e until firm.**

## EXERCISE 2

## WALKING



2

walk

- a. (Point to word **walk**.) This word is walk.
- Say walk with me. (Tap.) *Walk.*

**Repeat step a until firm.**

- b. Your turn: Say **walk**. (Tap.) *Walk.*
- Repeat step b until firm.**

- c. Tell me to walk. (Tap.) *Walk.* (Walk and say: I am walking.)
- Say: You are walking. (Tap 3.) *You are walking.* (Stop walking.)

**Repeat step c until firm.**

- d. (Point to man.) What is this man doing? (Tap.) *Walking.*
- Yes, this man is walking. Say the whole thing. (Tap 4.) *This man is walking.*
- e. (Point to woman.) What is this woman doing? (Tap.) *Walking.*
- Say the whole thing. (Tap 4.) *This woman is walking.*
- f. (Point to man.) What is this man doing? (Tap.) *Walking.*
- Say the whole thing. (Tap 4.) *This man is walking.*

**Repeat steps d through f until firm.**


### INDIVIDUAL TURNS

(Call on individual students to do one of the following tasks:)

- (Point to man.) What is this man doing? *Walking.*
- Say the whole thing. *This man is walking.*
- (Point to woman.) What is this woman doing? *Walking.*
- Say the whole thing. *This woman is walking.*

## EXERCISE 3

### OBJECT REVIEW



- a. (Point to glass.) My turn to say the names.  
(Touch each item as you say:) Glass, ball, bus, man, woman.
- b. Your turn:
- (Point to glass.) What is this? (Tap 2.) A glass.
  - (Point to ball.) What is this? (Tap 2.) A ball.
  - (Point to bus.) What is this? (Tap 2.) A bus.
  - (Point to man.) What is this? (Tap 2.) A man.
  - (Point to woman.) What is this? (Tap 2.) A woman.

Repeat steps a and b until firm.

- c. Your turn to say the names:
- (Point to glass.) (Tap.) Glass.
  - (Point to ball.) (Tap.) Ball.
  - (Point to bus.) (Tap.) Bus.
  - (Point to man.) (Tap.) Man.
  - (Point to woman.) (Tap.) Woman.
  - (Point to cat.) (Tap.) Cat.
  - (Point to dog.) (Tap.) Dog.
  - (Point to car.) (Tap.) Car.
  - (Point to tree.) (Tap.) Tree.

Repeat step c until firm.

### INDIVIDUAL TURNS

(Call on individual students to do one or two of the following tasks:)

- (Point to ball.) What is this? A ball.
- (Point to man.) What is this? A man.
- (Point to dog.) What is this? A dog.
- (Point to car.) What is this? A car.
- (Point to tree.) What is this? A tree.
- (Point to woman.) What is this? A woman.
- (Point to glass.) What is this? A glass.
- (Point to cat.) What is this? A cat.
- (Point to bus.) What is this? A bus.

## EXERCISE 4

### CHAIRS


4a

these

this

- a. (Point to word **these**.) Say **these**. (Tap.) *These*.  
Repeat step a until firm.
- b. (Point to word **this**.) Say **this**. (Tap.) *This*.  
Repeat step b until firm.
- c. (Point to word **these**.) Say **these**. (Tap.) *These*.  
Repeat step c until firm.

4b



- d. Say: These are cups. (Tap 3.) *These are cups*.  
• Say: These are pencils. (Tap 3.) *These are pencils*.  
• Say: These are shoes. (Tap 3.) *These are shoes*.  
• Say: These are chairs. (Tap 3.) *These are chairs*.  
• Say: These are trees. (Tap 3.) *These are trees*.  
Repeat step d until firm.
- e. (Point to chair row.) These are chairs.  
• What are these? (Tap.) *Chairs*.  
Say the whole thing. (Tap 3.) *These are chairs*.
- f. (Point to tree row.) These are trees.  
• What are these? (Tap.) *Trees*.  
Say the whole thing. (Tap 3.) *These are trees*.  
Repeat steps e and f until firm.

- g. Your turn to count chairs. (Touch 1 chair, then 2 chairs, then 3 chairs as you and students count:) *1 chair, 2 chairs, 3 chairs*.  
• How many chairs? (Tap.) *3*.
- h. Your turn to count trees. (Touch 1 tree, then 2 trees, then 3 trees as students count:) *1 tree, 2 trees, 3 trees*.  
Repeat steps g and h until firm.

- i. (Point to a chair.) This is a chair.  
What is this? (Tap 2.) *A chair.*
- (Point to chairs.) Your turn: What are these? (Tap.) *Chairs.*
- (Point to a chair.) What is this? (Tap 2.) *A chair.*
- (Point to trees.) What are these? (Tap.) *Trees.*
- (Point to a tree.) What is this? (Tap 2.) *A tree.*
- j. (Point to chairs.) What are these? (Tap.) *Chairs.*  
Say the whole thing. (Tap 3.) *These are chairs.*
- (Point to a chair.) What is this? (Tap 2.) *A chair.*  
Say the whole thing. (Tap 4.) *This is a chair.*

Repeat steps i and j until firm.

## EXERCISE 5 STATEMENT CHAINS



- a. (Point to dog walking.) What is this? (Tap 2.)  
*A dog.*
- Is this dog walking? (Tap.) *Yes.*  
Say the whole thing about this dog. (Tap 4.)  
*This dog is walking.*
- b. (Point to eating dog.) What is this? (Tap 2.)  
*A dog.*
- Is this dog walking? (Tap.) *No.*
- What is this dog doing? (Tap.) *Eating.*  
Say the whole thing. (Tap 4.) *This dog is eating.*

Repeat steps a and b until firm.

- c. (Point to dog sleeping.) What is this? (Tap 2.)  
*A dog.*
- Is this dog walking? (Tap.) *No.*
- What is this dog doing? (Tap.) *Sleeping.*  
Say the whole thing. (Tap 4.) *This dog is sleeping.*
- d. (Point to walking dog.) What is this dog doing?  
(Tap.) *Walking.*
- Say the whole thing. (Tap 4.) *This dog is walking.*

Repeat steps c and d until firm.

## INDIVIDUAL TURNS

(Call on individual students to do one of the following tasks:)

- (Point to dog eating.) What is this? *A dog.*  
What is this dog doing? *Eating.*  
Say the whole thing about this dog. *This dog is eating.*
- (Point to dog walking.) What is this? *A dog.*  
What is this dog doing? *Walking.*  
Say the whole thing about this dog. *This dog is walking.*
- (Point to dog sleeping.) What is this? *A dog.*  
What is this dog doing? *Sleeping.*  
Say the whole thing about this dog. *This dog is sleeping.*

## EXERCISE 6 DOOR HAND HORSE



- a. (Point to door.) My turn: What is this? (Tap 2.)  
*A door.*
- Say door with me. (Tap.) *Door.*
- Your turn: Say **door**. (Tap.) *Door.*

Repeat step a until firm.

- b. (Point to door.) What is this? (Tap 2.) *A door.*  
Say the whole thing. (Tap 4.) *This is a door.*

Repeat step b until firm.

- c. (Point to hand.) My turn: What is this?  
(Tap 2.) *A hand.*
- Say hand with me. (Tap.) *Hand.*
- Your turn: Say **hand**. (Tap.) *Hand.*

Repeat step c until firm.

- d. (Point to hand.) What is this? (Tap 2.) *A hand.*  
Say the whole thing. (Tap 4.) *This is a hand.*

Repeat step d until firm.

- e. (Point to door.) What is this? (Tap 2.) *A door.*
- (Point to hand.) What is this? (Tap 2.) *A hand.*

Repeat step e until firm.

# Lesson 7

- f. (Point to horse.) My turn: What is this? (Tap 2.) A horse.  
 • Say horse with me. (Tap.) Horse.  
 • Your turn: Say **horse**. (Tap.) Horse.

Repeat step f until firm.

- g. (Point to horse.) What is this? (Tap 2.) A horse.  
 Say the whole thing. (Tap 4.) *This is a horse.*

Repeat step g until firm.

- h. My turn: Name these things. (Touch each object as you say:) Door, hand, horse.  
 • Your turn: Name these things. (Touch each object as students say:) *Door, hand, horse.*

Repeat step h until firm.

- i. (Point to hand.) What is this? (Tap 2.) A hand.  
 • (Point to horse.) What is this? (Tap 2.) A horse.  
 • (Point to door.) What is this? (Tap 2.) A door.

Repeat step i until firm.

- (Point to a cat.) What is this thing? (Tap 2.) A cat.  
 • (Point to shoe.) What is this thing? (Tap 2.) A shoe.


Repeat step b until firm.

- c. Your turn: Count the dogs to yourself and raise your hand. (Touch each dog as students count to themselves.)  
 • How many dogs? (Tap.) 3.  
 d. Your turn: Count the cats to yourself and raise your hand. (Tap each cat as students count to themselves.)  
 • How many cats? (Tap.) 4.  
 e. Your turn: Count the shoes to yourself and raise your hand. (Touch shoe as students count to themselves.)  
 • How many shoes? (Tap.) 1.

Repeat steps c through e until firm.

## EXERCISE 7

COUNT 1-8




- a. (Face students.)  
 • Your turn: Count to 8. (Tap 8.) 1, 2, 3, 4, 5, 6, 7, 8.  
 • Your turn: Count to 7. (Tap 7.) 1, 2, 3, 4, 5, 6, 7.  
 • Your turn: Count to 5. (Tap 5.) 1, 2, 3, 4, 5.

Repeat step a until firm.

- b. (Point to objects.)  
 • Your turn to count these things. (Touch objects as students count:) 1, 2, 3, 4, 5, 6, 7, 8.  
 • How many things? (Tap.) 8.  
 • (Point to a dog.) What is this thing? (Tap 2.) A dog.

7b



- f. (Point to objects.) Count all these things. (Tap 8.) 1, 2, 3, 4, 5, 6, 7, 8.  
 • How many things? (Tap.) 8.  
 g. (Point to pencil.) What is this thing? (Tap 2.) A pencil.  
 • (Point to cup.) What is this thing? (Tap 2.) A cup.  
 h. Everybody, count all the things again. (Tap 8 times.) 1, 2, 3, 4, 5, 6, 7, 8.

Repeat steps f through h until firm.

## EXERCISE 8

THESE ARE S



- a. (Point to pencils.) What are these? (Tap.) Pencils.  
 Say the whole thing. (Tap 3.) *These are pencils.*

Repeat step a until firm.

- b. (Point to boys.) What are these? (Tap.) *Boys.*  
Say the whole thing. (Tap 3.) *These are boys.*  
Repeat step b until firm.
- c. (Point to cats.) What are these? (Tap.) *Cats.*  
Say the whole thing. (Tap 3.) *These are cats.*  
Repeat step c until firm.
- d. (Point to cups.) What are these? (Tap.) *Cups.*  
Say the whole thing. (Tap 3.) *These are cups.*  
Repeat step d until firm.

## INDIVIDUAL TURNS

(Call on individual students to do one of the following tasks:)

- (Point to a pencil.) What is this? *A pencil.*  
Say the whole thing. *This is a pencil.*
- (Point to cups.) What are these? *Cups.*  
Say the whole thing. *These are cups.*
- (Point to a cup.) What is this? *A cup.*  
Say the whole thing. *This is a cup.*
- (Point to boys.) What are these? *Boys.*  
Say the whole thing. *These are boys.*
- (Point to a boy.) What is this? *A boy.*  
Say the whole thing. *This is a boy.*
- (Point to a cat.) What is this? *A cat.*  
Say the whole thing. *This is a cat.*
- (Point to cats.) What are these? *Cats.*  
Say the whole thing. *These are cats.*

- c. (Point to words **How are you?**) Say: How are you? (Tap 3.) *How are you?*
  - (Point to word **Fine.**) Fine.
  - Your turn: Say fine. (Tap.) *Fine.*
Repeat step c until firm.
- d. (Point to man 3.) Say: How are you? (Tap 3.) *How are you?*
  - (Point to man 4.) Say fine. (Tap.) *Fine.*
  - (Point to man 3.) Say it. (Tap 3.) *How are you?*
  - (Point to man 4.) Say it. (Tap.) *Fine.*
Repeat step d until firm.
- e. (Point to man 1.) Say it. (Tap.) *Hello.*
  - (Point to man 2.) Say it. (Tap.) *Hi.*
  - (Point to man 3.) Say it. (Tap 3.) *How are you?*
  - (Point to man 4.) Say it. (Tap.) *Fine.*
Repeat step e until firm.
- f. (Point to words **How are you?**) Say: How are you? (Tap 3.) *How are you?*
  - (Point to word **Good.**) Say good. (Tap.) *Good.*
  - (Point to man 5.) Say: How are you? (Tap 3.) *How are you?*
  - (Point to man 6.) Say good. (Tap.) *Good.*
  - (Point to man 5.) Say it. (Tap 3.) *How are you?*
  - (Point to man 6.) Say it. (Tap.) *Good.*
Repeat step f until firm.
- g. (Point to man 1.) Say it. (Tap.) *Hello.*  
(Point to man 2.) Say it. (Tap.) *Hi.*
  - (Point to man 3.) Say it. (Tap 3.) *How are you?*  
(Point to man 4.) Say fine. (Tap.) *Fine.*
  - (Point to man 5.) Say it. (Tap 3.) *How are you?*  
(Point to man 6.) Say it. (Tap.) *Good.*
Repeat step g until firm.

## EXERCISE 9

## GREETINGS



- a. (Point to word **Hello.**) Say hello. (Tap.) *Hello.*
  - (Point to word **Hi.**) Say hi. (Tap.) *Hi.*
Repeat step a until firm.
- b. (Point to man 1.) Say hello. (Tap.) *Hello.*  
(Point to man 2.) Say hi. (Tap.) *Hi.*
  - (Point to man 1.) Say it. (Tap.) *Hello.*  
(Point to man 2.) Say it. (Tap.) *Hi.*
Repeat step b until firm.

## INDIVIDUAL TURNS

(Call on individual students to do one of the following tasks:)

- (Point to man 1.) Say it. *Hello.*  
(Point to man 2.) Say it. *Hi.*
- (Point to man 3.) Say it. *How are you?*  
(Point to man 4.) Say it. *Fine.*
- (Point to man 5.) Say it. *How are you?*
- (Point to man 6.) Say it. *Good.*

## EXERCISE 10

A THE



a. My turn: The.

- Your turn: Say **the**. (Tap.) *The*.

Repeat step a until firm.

b. Say, the girl. (Tap 2.) *The girl*.

- Say, this girl. (Tap 2.) *This girl*.

- Say, a girl. (Tap 2.) *A girl*.

- Say, the girl. (Tap 2.) *The girl*.

c. Say: The girl is standing. (Tap 4.) *The girl is standing*.

- Say: The boy is standing. (Tap 4.) *The boy is standing*.

- Say: The boy is sitting. (Tap 4.) *The boy is sitting*.

- Say: The cat is sitting. (Tap 4.) *The cat is sitting*.

Repeat steps b and c until firm.

d. (Point to girl.) What is this? (Tap 2.) *A girl*.

- What is **the** girl doing? (Tap.) *Standing*.  
Say the whole thing about the girl. (Tap 4.)  
*The girl is standing*.

Repeat step d until firm.

e. (Point to dog.) What is this? (Tap 2.) *A dog*.

- What is **the** dog doing? (Tap.) *Standing*.  
Say the whole thing about the dog. (Tap 4.)  
*The dog is standing*.

Repeat step e until firm.

f. (Point to boy.) What is this? (Tap 2.) *A boy*.

- What is **the** boy doing? (Tap.) *Sitting*.  
Say the whole thing about the boy. (Tap 4.)  
*The boy is sitting*.

Repeat step f until firm.

g. (Point to woman.) What is this? (Tap 2.)  
*A woman*.

- What is **the** woman doing? (Tap.) *Sitting*.  
Say the whole thing about the woman.  
(Tap 4.) *The woman is sitting*.

Repeat step g until firm.

## EXERCISE 11 BICYCLE MOTORCYCLE



11

a. (Point to bicycle.) Bicycle.

- Say bicycle. (Tap as you and students say:) *Bicycle*.

- Your turn: Say **bicycle**. (Tap.) *Bicycle*.

Repeat step a until firm.

b. (Point to motorcycle.) Motorcycle.

- Say motorcycle. (Tap as you and students say:) *Motorcycle*.

- Your turn: Say **motorcycle**. (Tap.)  
*Motorcycle*.

Repeat step b until firm.

c. (Point to bicycle.) My turn: What is this?  
(Tap 2.) *A bicycle*.

- Your turn: What is this? (Tap 2.) *A bicycle*.  
Say the whole thing. (Tap 4.) *This is a bicycle*.

Repeat step c until firm.

d. (Point to motorcycle.) My turn: What is this?  
(Tap 2.) *A motorcycle*.

- Your turn: What is this? (Tap 2.) *A motorcycle*.  
Say the whole thing. (Tap 4.) *This is a motorcycle*.

e. (Point to bicycle.) What is this? (Tap 2.)  
*A bicycle*.

- (Point to motorcycle.) What is this? (Tap 2.)  
*A motorcycle*.

Repeat steps d and e until firm.

### INDIVIDUAL TURNS

(Call on individual students to do one of the following tasks:)

- (Point to bicycle.) What is this?  
*A bicycle*.

Say the whole thing. *This is a bicycle*.

- (Point to motorcycle.) What is this?  
*A motorcycle*.

Say the whole thing. *This is a motorcycle*.

## EXERCISE 12

THIS IS ING

12



- a. (Point to one dog.) What is this? (Tap 2.) A dog.  
 • (Point to dogs.) What are these? (Tap.) Dogs. Say the whole thing. (Tap 3.) *These are dogs.*  
**Repeat step a until firm.**

- b. My turn: (Point to walking dog.) This dog is walking.  
 • (Point to eating dog.) This dog is eating.  
 • (Point to sleeping dog.) This dog is sleeping.  
 c. (Point to walking dog.) Your turn: Say the whole thing. (Tap 4.) *This dog is walking.*  
 • (Point to eating dog.) Your turn: Say the whole thing. (Tap 4.) *This dog is eating.*  
 • (Point to sleeping dog.) Your turn: Say the whole thing. (Tap 4.) *This dog is sleeping.*  
**Repeat step c until firm.**

## EXERCISE 13

TOUCH

✓ means check student response.

Note: You and each student need a pencil for this exercise.

13

touch

- a. (Point to word **touch**.) Touch.  
 • Say touch with me. (Tap.) *Touch.*  
 • Your turn: Say **touch**. (Tap.) *Touch.*  
**Repeat step a until firm.**

- b. My turn to touch a pencil. (Touch.)  
 • Your turn: Touch a pencil. ✓  
 c. My turn to touch a chair. (Touch.)  
 • Your turn: Touch a chair. ✓  
**Repeat steps b and c until firm.**

- d. My turn to touch a hand. (Touch.)  
 • Your turn: Touch a hand. ✓  
 • Touch a pencil. ✓  
 • Touch a shoe. ✓

**Repeat step d until firm.**

- e. Your turn: Say: Touch a pencil. (Tap 3.) *Touch a pencil.*  
 • Say: Touch a chair. (Tap 3.) *Touch a chair.*  
 • Say: Touch a hand. (Tap 3.) *Touch a hand.*

**Repeat step e until firm.**

- f. Your turn: Tell me to touch a hand. (Tap 3.) *Touch a hand. (Touch.)*  
 • Your turn: Tell me to touch a chair. (Tap 3.) *Touch a chair. (Touch.)*  
 • Your turn: Tell me to touch a shoe. (Tap 3.) *Touch a shoe. (Touch.)*

**Repeat step f until firm.**

## EXERCISE 14

THIS IS NOT A

14



- a. (Point to bus.)  
 • Your turn: Is this a cat? (Tap.) *No.*  
 Say the whole thing. (Tap 5.) *This is not a cat.*  
 • Is this a car? (Tap.) *No.*  
 Say the whole thing. (Tap 5.) *This is not a car.*  
 • Is this a bus? (Tap.) *Yes.*  
 Say the whole thing. (Tap 4.) *This is a bus.*  
 Yes, this is a bus.

**Repeat step a until firm.**

- b. (Point to tree.) What is this? (Tap 2.) A tree.  
 • Is this a tree? (Tap.) *Yes.*  
 Say the whole thing. (Tap 4.) *This is a tree.*  
 • Is this a girl? (Tap.) *No.*  
 Say the whole thing. (Tap 5.) *This is not a girl.*

**Repeat step b until firm.**

- c. (Point to car.) Is this a car? (Tap.) Yes.  
Say the whole thing. (Tap 4.) *This is a car.*
  - Is this a bus? (Tap.) No.  
Say the whole thing. (Tap 5.) *This is not a bus.*
  - What is this? (Tap 2.) *A car.*  
Say the whole thing. (Tap 4.) *This is a car.*
- d. (Point to girl.) Is this a tree? (Tap.) No.  
Say the whole thing. (Tap 5.) *This is not a tree.*
  - Is this a girl? (Tap.) Yes.  
Say the whole thing. (Tap 4.) *This is a girl.*
  - Is this a bus? (Tap.) No.  
Say the whole thing. (Tap 5.) *This is not a bus.*

Repeat steps c and d until firm.

## INDIVIDUAL TURNS

(Call on individual students to do one of the following tasks:)

- (Point to tree.) Is this a car? No.  
Is this a bus? No.  
Is this a tree? Yes.  
Is this a girl? No.  
Say the whole thing. *This is not a girl.*
- (Point to bus.) Is this a car? No.  
Is this a bus? Yes.  
Is this a tree? No.  
Is this a girl? No.  
Say the whole thing. *This is not a girl.*
- (Point to girl.) Is this a car? No.  
Is this a bus? No.  
Is this a tree? No.  
Is this a girl? Yes.  
Say the whole thing. *This is a girl.*

- What am I teaching? (Tap.) *English.*  
Say the whole thing. (Tap 4.) *You are teaching English.*

Repeat steps a and b until firm.

- c. Are you a teacher or a student? (Tap 2.)  
*A student.*
  - What are you? (Tap 2.) *A student.*  
Say the whole thing. (Tap 4.) *I am a student.*
  - What are you learning? (Tap.) *English.*  
Say the whole thing. (Tap 4.) *I am learning English.*

Repeat step c until firm.

- d. Say your. (Tap as you and students say:) *Your.*
  - Say, your name is. (Tap as you and students say:) *Your name is.*

Repeat step d until firm.

- e. (Point to yourself.) Say: Your name is [teacher's name]. (Tap 4.) *Your name is [teacher's name].*  
Yes, my name is [teacher's name].

Repeat step e until firm.

- f. (Point to a student.) What is your name? (Tap.)  
[Student responds.]  
Say the whole thing. (Tap 4.) *My name is [student's name].*
  - (Repeat step f with several students.)

- g. (Point to yourself.) What is my name? (Tap.)  
[Students respond.]  
Say the whole thing. (Tap 4.) *Your name is [teacher's name].*

Repeat step g until firm.

## EXERCISE 15 STUDENT-TEACHER REVIEW

- a. I am a teacher. I am teaching English.
  - My turn: Am I a teacher or a student? (Tap 2.) *A teacher.*
  - Your turn: Am I a teacher or a student? (Tap 2.) *A teacher.*
- b. What am I? (Tap 2.) *A teacher.*  
Say the whole thing. (Tap 4.) *You are a teacher.*

## INDIVIDUAL TURNS

(Call on individual students to do one of the following tasks:)

- What is your name? [Student responds.]  
Say the whole thing. *My name is [student's name].*
- (Point to yourself.) What is my name?  
[Student responds.]  
Say the whole thing. *Your name is [teacher's name].*

## EXERCISE 16

### COMMAND CHAIN

✓ means check student response.

**Note:** Students will need a pencil for this exercise.

- a. Say touch. (Tap.) *Touch.*
  - Say touching. (Tap as you and students say:) *Touching.***Repeat step a until firm.**
- b. Say, touching a chair. (Tap 3.) *Touching a chair.*
  - Say, touching a pencil. (Tap 3.) *Touching a pencil.*
  - Say, touching a hand. (Tap 3.) *Touching a hand.***Repeat step b until firm.**
- c. Tell me to touch a shoe. (Tap 3.) *Touch a shoe.* (Touch and keep touching.)
  - My turn: What am I doing? (Tap 3.) *Touching a shoe.*
  - Your turn: What am I doing? (Tap 3.) *Touching a shoe.***Repeat step c until firm.**
- d. Tell me to touch a chair. (Tap 3.) *Touch a chair.* (Touch and keep touching.)
  - What am I doing? (Tap 3.) *Touching a chair.***Repeat step d until firm.**
- e. (Touch your shoe.) What am I doing? (Tap 3.) *Touching a shoe.*
  - Your turn: Touch a shoe. ✓  
(Prompt students to keep touching a shoe.)
  - What are you doing? (Tap 3.) *Touching a shoe.***Repeat step e until firm.**
- f. Everybody, stand up. ✓  
What are you doing? (Tap 2.) *Standing up.*
  - Sit down. ✓  
What are you doing? (Tap 2.) *Sitting down.*
  - Nod. ✓  
What are you doing? (Tap.) *Nodding.*
  - Touch a pencil. ✓  
What are you doing? (Tap 3.) *Touching a pencil.*
  - Touch a chair. ✓  
What are you doing? (Tap 3.) *Touching a chair.*
  - Touch a hand. ✓  
What are you doing? (Tap 3.) *Touching a hand.***Repeat step f until firm.**

## INDIVIDUAL TURNS

(Call on individual students to do one of the following tasks:)

- (Stand up.) What am I doing? *Standing up.*
- Touch a pencil. ✓  
What are you doing? *Touching a pencil.*
- (Touch a chair.) What am I doing? *Touching a chair.*
- Clap. ✓  
What are you doing? *Clapping.*
- Touch a shoe. ✓  
What are you doing? *Touching a shoe.*
- Touch a chair. ✓  
What are you doing? *Touching a chair.*

## EXERCISE 17

### THESE ARE

- a. Say: This is a dog. (Tap 4.) *This is a dog.*
  - Say: These are dogs. (Tap 3.) *These are dogs.*
  - Say: These are cars. (Tap 3.) *These are cars.*
  - Say: These are girls. (Tap 3.) *These are girls.*
  - Say: These are boys. (Tap 3.) *These are boys.***Repeat step a until firm.**

17



- b. (Point to a cat.) What is this? (Tap 2.) *A cat.*  
Say the whole thing. (Tap 4.) *This is a cat.*
- (Point to cats.) What are these? (Tap.) *Cats.*  
Say the whole thing. (Tap 3.) *These are cats.*
- c. (Point to boys.) What are these? (Tap.) *Boys.*  
Say the whole thing. (Tap 3.) *These are boys.*
- (Point to a boy.) What is this? (Tap.) *A boy.*  
Say the whole thing. (Tap 4.) *This is a boy.*
- d. (Point to a chair.) What is this? (Tap 2.) *A chair.*  
Say the whole thing. (Tap 4.) *This is a chair.*
- (Point to chairs.) What are these? (Tap.) *Chairs.*  
Say the whole thing. (Tap 3.) *These are chairs.*

**Repeat steps b through d until firm.**

# Lesson 7

## Exercise 2





---



walk

# Lesson 7

## Exercise 3






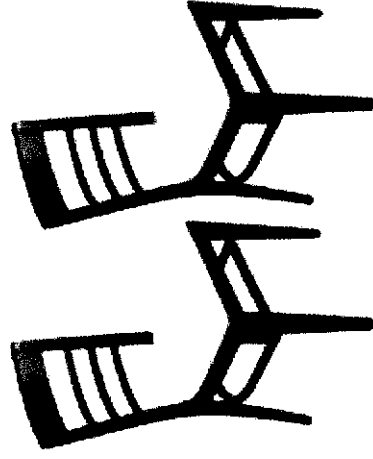


## Lesson 7

### Exercise 4a

these                      this

# Lesson 7

## Exercise 4b



# Lesson 7

## Exercise 5

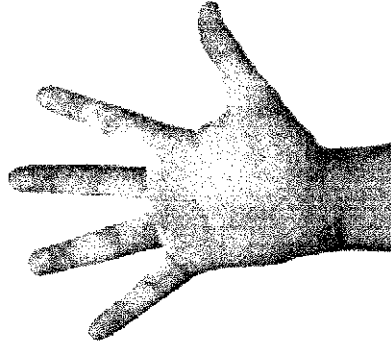

---



# Lesson 7

## Exercise 6


---



# Lesson 7

## Exercise 7a





---



# Lesson 7

## Exercise 7b


---



# Lesson 7

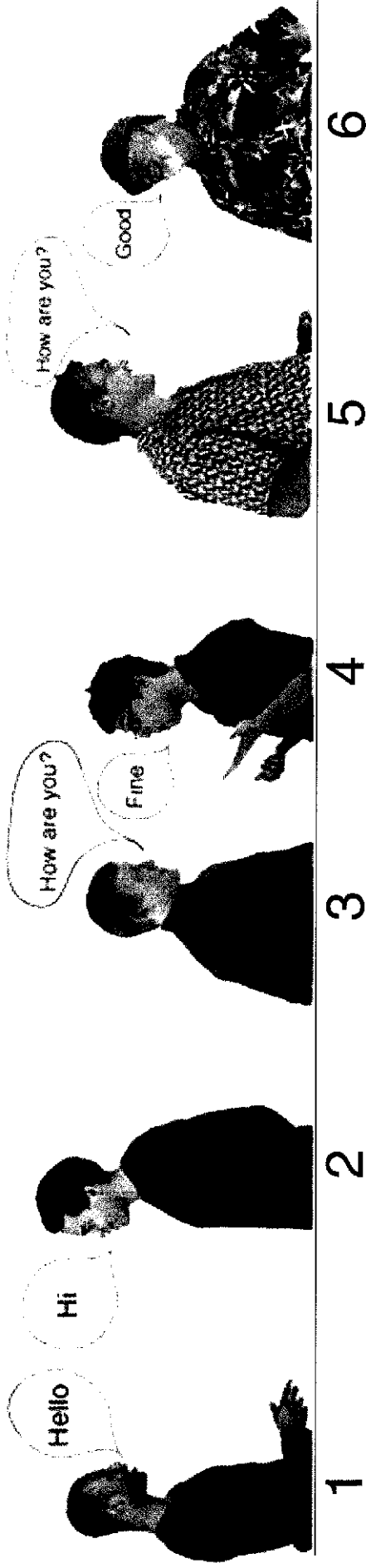
## Exercise 8

---



# Lesson 7


## Exercise 9



# Lesson 7

## Exercise 10



---



# Lesson 7

## Exercise 11

---



# Lesson 7

## Exercise 12

---



## Lesson 7

### Exercise 13

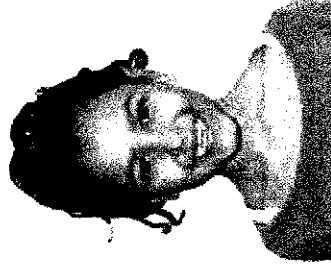

---

touch

# Lesson 7

## Exercise 14

---



# Lesson 7

## Exercise 17

