

EXERCISE 1

SAY SENTENCES

a. Listen: Start.

- Say **start**. (Tap.) *Start*.

Repeat step a until firm.

TO CORRECT PRONUNCIATION

- Say tart. (Tap.) *Tart*.
- Say ssstart. (Tap.) *Ssstart*.
- Say start. (Tap.) *Start*.

Repeat until firm.

b. Say **with**. (Tap.) *With*.

- Say **and**. (Tap.) *And*.
- Say count. (Tap.) *Count*.

Repeat step b until firm.

c. My turn: Start with 2 and count.

- Say it with me. (Tap 5.) *Start with 2 and count*.
- Say: Start with 2 and count. (Tap 5.) *Start with 2 and count*.

Repeat step c until firm.

d. Say: Start with 2 and count to 5. (Tap 7.) *Start with 2 and count to 5*.

Repeat step d until firm.

e. Say: These are girls. (Tap 3.) *These are girls*.

- Say: These are not girls. (Tap 4.) *These are not girls*.
- Say: These are not boys. (Tap 4.) *These are not boys*.
- Say: This is not a car. (Tap 5.) *This is not a car*.
- Say: This is not a pencil. (Tap 5.) *This is not a pencil*.
- Say: These are not pencils. (Tap 4.) *These are not pencils*.
- Say: These are not cars. (Tap 4.) *These are not cars*.
- Say: This is not a car. (Tap 5.) *This is not a car*.

Repeat step e until firm.

EXERCISE 2

COMMANDS

2



- a. (Point to hands.) What are these? (Tap.) *Hands*.
Say the whole thing. (Tap 3.) *These are hands*.

- Are these vehicles? (Tap.) *No*.
Say the whole thing. (Tap 4.) *These are not vehicles*.
- What are these? (Tap.) *Hands*.
- b. (Point to a hand.) What is this? (Tap 2.) *A hand*.
Say the whole thing. (Tap 4.) *This is a hand*.

Repeat steps a and b until firm.

c. Count the hands. (Touch each hand as students count:) 1, 2, 3.

- How many hands? (Tap.) 3.
- Are these four hands? (Tap.) *No*.
- Are these three hands? (Tap.) *Yes*.
- Are these two hands? (Tap.) *No*.

Repeat step c until firm.

d. Your turn: Raise one hand. ✓

- Hand down. ✓
- Raise two hands. ✓
- Hands down. ✓

Repeat step d until firm.

e. Tell me to raise one hand. (Tap 3.) *Raise one hand*. (Raise.)

- Tell me: Hand down. (Tap 2.) *Hand down*. (Lower.)
- Tell me to raise two hands. (Tap 3.) *Raise two hands*. (Raise.)
- Tell me: Hands down. (Tap 2.) *Hands down*. (Lower.)

Repeat step e until firm.

INDIVIDUAL TURNS

(Call on individual students to do one of the following tasks:)

- (Point to hands.) What are these? *Hands*.
Say the whole thing. *These are hands*.
(Point to a hand.) What is this? *A hand*.
Say the whole thing. *This is a hand*.
- Raise two hands. ✓
Tell me to raise one hand. *Raise one hand*. (Raise.)
- Tell me to raise two hands. *Raise two hands*. (Raise.)
Raise one hand. ✓

EXERCISE 3

ACTION REVIEW



- 3
- a. (Point to woman swimming.) What is this?
(Tap 2.) *A woman.*
- What is the woman doing? (Tap.) *Swimming.*
Say the whole thing about the woman.
(Tap 4.) *The woman is swimming.*

Repeat step a until firm.

- b. (Point to woman walking.) What is this?
(Tap 2.) *A woman.*
- What is the woman doing? (Tap.) *Walking.*
Say the whole thing about the woman.
(Tap 4.) *The woman is walking.*

Repeat step b until firm.

- c. (Point to woman running.) What is this?
(Tap 2.) *A woman.*
- What is the woman doing? (Tap.) *Running.*
Say the whole thing about the woman.
(Tap 4.) *The woman is running.*

Repeat step c until firm.

INDIVIDUAL TURNS

(Call on several students to do one of the steps a through c.)

EXERCISE 4

I WAS ING

- a. My turn: I am standing up.
• (Sit down.) **I was** standing up.

- b. Do it with me. (Stand up.)
(Prompt students to stand up.)
Say the whole thing. (Tap 4.) *I am standing up.*
- (Sit down.)
(Prompt students to sit down.)
Say the whole thing. (Tap 4.) *I was standing up.*

Repeat step b until firm.

- c. Your turn: Nod. (Nod with students.)
- I am nodding. (Keep nodding.)
 - Say it with me. (Tap 3.) *I am nodding.*
- d. Stop. (Stop nodding.)
(Prompt students to stop nodding.)
- I was nodding.
Say it with me. (Tap 3.) *I was nodding.*

Repeat steps c and d until firm.

- e. Your turn: Wave. ✓
Say the whole thing about I am. (Tap 3.)
I am waving.
- Stop. ✓
Say the whole thing about I was. (Tap 3.)
I was waving.

Repeat step e until firm.

- f. Smile. ✓
Say the whole thing about I am. (Tap 3.)
I am smiling.
- Stop. ✓
Say the whole thing about I was. (Tap 3.)
I was smiling.

Repeat step f until firm.

- g. Stand up. (Stand up with students.)
Say the whole thing about I am. (Tap 4.)
I am standing up.
- Sit down. (Sit down with students.)
Say the whole thing about I was. (Tap 4.)
I was standing up.
- h. Are you standing now? (Tap.) No.

Repeat steps g and h until firm.


EXERCISE 5 STATEMENT CHAIN: VEHICLES

- a. Is a door a vehicle? (Tap.) No.
- Is a bus a vehicle? (Tap.) Yes.
 - Yes, a bus is a vehicle.
Say the whole thing. (Tap 5.) *A bus is a vehicle.*

Repeat step a until firm.

- b. Is a coat a vehicle? (Tap.) *No.*
Say the whole thing. (Tap 6.) *A coat is not a vehicle.*
- Are doors vehicles? (Tap.) *No.*
Say the whole thing. (Tap 4.) *Doors are not vehicles.*
 - Are boats vehicles? (Tap.) *Yes.*
Say the whole thing. (Tap 3.) *Boats are vehicles.*

Repeat step b until firm.



- c. (Point to picture.) Are these vehicles? (Tap.) *Yes.*
Say the whole thing. (Tap 3.) *These are vehicles.*
- d. (Point to car.) Is this a vehicle? (Tap.) *Yes.*
Say the whole thing. (Tap 4.) *This is a vehicle.*
- Is this vehicle a bus or a car? (Tap 2.) *A car.*
 - Yes, this vehicle is a car.
Say the whole thing about this vehicle. (Tap 5.) *This vehicle is a car.*

Repeat steps c and d until firm.

- e. (Point to motorcycle.) What kind of vehicle is this? (Tap 2.) *A motorcycle.*
- Yes, this vehicle is a motorcycle.
Say the whole thing about this vehicle. (Tap 5.) *This vehicle is a motorcycle.*
 - (Point to bus.) What kind of vehicle is this? (Tap 2.) *A bus.*
Say the whole thing about this vehicle. (Tap 5.) *This vehicle is a bus.*

Repeat step e until firm.

- f. (Point to bicycle.) What kind of vehicle is this? (Tap 2.) *A bicycle.*
- Yes, this vehicle is a bicycle.
Say the whole thing. (Tap 5.) *This vehicle is a bicycle.*
 - (Point to boat.) What kind of vehicle is this? (Tap 2.) *A boat.*
Say the whole thing. (Tap 5.) *This vehicle is a boat.*

Repeat step f until firm.

- g. (Point to car.) Is this vehicle a boat? (Tap.) *No.*
Say the whole thing. (Tap 6.) *This vehicle is not a boat.*
- (Point to bicycle.) Is this vehicle a car? (Tap.) *No.*
Say the whole thing about this vehicle. (Tap 6.) *This vehicle is not a car.*
 - What kind of vehicle is this? (Tap 2.) *A bicycle.*
Say the whole thing. (Tap 5.) *This vehicle is a bicycle.*

Repeat step g until firm.

- h. (Point to boat.) What kind of vehicle is this? (Tap 2.) *A boat.*
Say the whole thing about this vehicle. (Tap 5.) *This vehicle is a boat.*
- i. (Point to bus and bicycle.) Are these vehicles boats? (Tap.) *No.*
- My turn to say the whole thing about these vehicles: *These vehicles are not boats.*
Say the whole thing about these vehicles. (Tap 5.) *These vehicles are not boats.*

Repeat steps h and i until firm.


INDIVIDUAL TURNS

(Call on individual students to do one of the following tasks:)

- (Point to motorcycle.) What kind of vehicle is this? *A motorcycle.*
Say the whole thing about this vehicle. *This vehicle is a motorcycle.*
- (Point to bicycle.) Is this vehicle a car? *No.*
Say the whole thing about this vehicle. *This vehicle is not a car.*
- (Point to bus and car.) Are these vehicles boats? *No.*
Say the whole thing about these vehicles. *These vehicles are not boats.*
- (Point to bus.) Is this a car? *No.*
Say the whole thing. *This is not a car.*
What kind of vehicle is this? *A bus.*
Say the whole thing. *This vehicle is a bus.*

EXERCISE 6

GREETINGS



a. My turn: Go.

- Say **go**. (Tap.) Go.

Repeat step a until firm.

b. Say **going**. (Tap.) Going.

Repeat step b until firm.

c. Say: How is it going? (Tap 4.) *How is it going?*

Repeat step c until firm.

d. (Point to **How are you?**) My turn: How are you?

- (Point to **Not good**.) Not good.

e. (Point to **How are you?**) Your turn: How are you?

(Point to **Not good**.) (Tap 2.) *Not good*.

- (Point to **How are you?**) How are you?

(Point to **Okay**.) (Tap.) *Okay*.

- (Point to **How are you?**) How are you?

(Point to **Fine**.) (Tap.) *Fine*.

- (Point to **How are you?**) How are you?

(Point to **Not good**.) (Tap 2.) *Not good*.

- (Point to **How are you?**) How are you?

(Point to **Good**.) (Tap.) *Good*.

Repeat step e until firm.

f. (Point to **How are you doing?**) I say: How are you doing?

What do I say? (Tap 4.) *How are you doing?*

(Point to **Good**.) What do you say? (Tap.) *Good*.

- (Point to **How are you doing?**) How are you doing?

(Point to **Fine**.) (Tap.) *Fine*.

Repeat step f until firm.

g. (Point to **How are you doing?**) How are you doing?

(Point to **Good**.) (Tap.) *Good*.

- (Point to **How are you doing?**) How are you doing?

(Point to **Fine**.) (Tap.) *Fine*.

- (Point to **How are you doing?**) How are you doing?

(Point to **Okay**.) (Tap.) *Okay*.

- (Point to **How are you doing?**) How are you doing?

(Point to **Not good**.) (Tap 2.) *Not good*.

Repeat step g until firm.

h. You say: How are you doing?

What do you say? (Tap 4.) *How are you doing?*

- (Point to **How are you doing?**) Say it.

(Tap 4.) *How are you doing?*

(Point to **Good**.) (Smile and say:) *Good*.

- (Point to **How are you doing?**) Say it.

(Tap 4.) *How are you doing?*

(Point to **Not good**.) (Frown and say:) *Not good*.

- (Point to **How are you doing?**) Say it.

(Tap 4.) *How are you doing?*

(Point to **Okay**.) (Straight face and say:) *Okay*.

Repeat step h until firm.

i. (Point to **How are you?**) You say: How are you?

Say it. (Tap 3.) *How are you?*

(Point to **Fine**.) (Smile and say:) *Fine*.

- (Point to **How are you?**) Say it. (Tap 3.)

How are you?

(Point to **Good**.) (Smile and say:) *Good*.

Repeat step i until firm.

j. (Point to **How is it going?**) You say: How is it going?

Say: How is it going? (Tap 4.) *How is it going?*

(Point to **Good**.) (Smile and say:) *Good*.


- (Point to **How is it going?**) Say it. (Tap 4.)

How is it going?

(Point to **Not good**.) (Frown and say:) *Not good*.

Repeat step j until firm.

EXERCISE 7 THIS NUMBER IS



- a. (Point to **9**.) Your turn: What number is this? (Tap.) 9.
Say the whole thing about this number. (Tap 4.) *This number is nine.*
- b. (Point to **3**.) Is this a number? (Tap.) Yes.
• What number is this? (Tap.) 3.
Say the whole thing about this number. (Tap 4.) *This number is three.*
- c. (Point to **7**.) Is this a number? (Tap.) Yes.
• What number is this? (Tap.) 7.
Say the whole thing. (Tap 4.) *This number is seven.*

Repeat steps a through c until firm.

- d. Your turn: Tell me to touch 4. (Tap.) *Touch four.* (Touch **4** and keep touching.)
• What am I doing? (Tap 2.) *Touching four.*
Say the whole thing. (Tap 4.) *You are touching four.*
- e. (Touch **7** and keep touching.) What am I touching? (Tap.) 7.
Say the whole thing. (Tap 4.) *You are touching seven.*

Repeat steps d and e until firm.

- f. Tell me to raise two hands. (Tap 3.) *Raise two hands.* (Raise.)
- g. Tell me to touch three numbers. (Tap 3.) *Touch three numbers.* (Touch **7, 8, 9**.)
• How many numbers am I touching? (Tap.) 3.
• Yes, I am touching three numbers.
Say the whole thing. (Tap 5.) *You are touching three numbers.*

Repeat steps f and g until firm.

- h. Tell me to touch one number. (Tap 3.) *Touch one number.* (Touch **7**.)
• How many numbers am I touching? (Tap.) One.
Say the whole thing about what I am doing. (Tap 5.) *You are touching one number.*
• What number am I touching? (Tap.) 7.

Repeat step h until firm.

EXERCISE 8 THE IS ING THE

8



- a. (Point to picture.) My turn: What is the man riding? A motorcycle.
• Who is riding a motorcycle? The man.

- b. Your turn: What is the man riding? (Tap 2.) *A motorcycle.*
• What is the man doing? (Tap 3.) *Riding a motorcycle.*
• Who is riding a motorcycle? (Tap 2.) *The man.*
Say the whole thing. (Tap 6.) *The man is riding a motorcycle.*
• Is the man learning to ride a motorcycle? (Tap.) No.

Repeat step b until firm.

- c. (Point to boy.) What is the boy doing? (Tap 3.) *Riding a bicycle.*
• Is the boy learning to ride a bicycle? (Tap.) No.
• Who is learning to ride a bicycle? (Tap 2.) *The girl.*
Say the whole thing. (Tap 8.) *The girl is learning to ride a bicycle.*

Repeat step c until firm.

- d. My turn: What is the girl learning? To ride a bicycle.
• Your turn: What is the girl learning? (Tap 4.) *To ride a bicycle.*
• Yes, the girl is learning to ride a bicycle.
Say the whole thing. (Tap 8.) *The girl is learning to ride a bicycle.*

Repeat step d until firm.

Lesson 10

- e. Who is teaching the girl to ride a bicycle? (Tap 2.) *The woman.*
- Yes, the woman is teaching the girl. Say the whole thing. (Tap 6.) *The woman is teaching the girl.*

Repeat step e until firm.

- f. Is the woman teaching the man? (Tap.) No.
- Who is the woman teaching? (Tap 2.) *The girl.*
 - Who is learning to ride a bicycle? (Tap 2.) *The girl.*
- Say the whole thing about what the girl is doing. (Tap 8.) *The girl is learning to ride a bicycle.*

Repeat step f until firm.

- g. Who is teaching the girl? (Tap 2.) *The woman.*
- Say the whole thing. (Tap 6.) *The woman is teaching the girl.*

Repeat step g until firm.

INDIVIDUAL TURNS

(Call on individual students to do one of the following tasks:)

- Who is learning to ride a bicycle? *The girl.* Say the whole thing. *The girl is learning to ride a bicycle.*
- Who is teaching the girl? *The woman.* Say the whole thing. *The woman is teaching the girl.*

EXERCISE 9

SPOON FORK

9



- a. (Point to spoon.) This is a spoon.
- Say *poon*. (Tap.) *Poon.*
 - Say *sssspoon*. (Tap.) *Sssspoon.*
 - Say **spoon**. (Tap.) *Spoon.*

Repeat step a until firm.

- b. (Point to spoon.) What is this? (Tap 2.) *A spoon.*
- Say the whole thing. (Tap 4.) *This is a spoon.*

Repeat step b until firm.

- c. You eat with a spoon.
- (Point to fork.) This is not a spoon. This is a fork. Say **fork**. (Tap.) *Fork.*

Repeat step c until firm.

- d. (Point to fork.) What is this? (Tap 2.) *A fork.*
- Say the whole thing. (Tap 4.) *This is a fork.*

Repeat step d until firm.

- e. (Point to spoon.) This is a spoon.
- (Point to fork.) This is a fork.
- f. Your turn to say the names.
- (Touch fork.) (Tap.) *Fork.*
 - (Touch spoon.) (Tap.) *Spoon.*

Repeat steps e and f until firm.

- g. You eat with a spoon and a fork.
- Do you eat with a spoon? (Tap.) Yes.
 - Do you eat with a fork? (Tap.) Yes.
- Yes, you eat with a spoon and a fork.

INDIVIDUAL TURNS

(Call on individual students to do one or both of the following tasks:)

- (Point to fork.) What is this? *A fork.*
- (Point to spoon.) What is this? *A spoon.*

EXERCISE 10

YOU ARE NOT ING

10



- a. (Point to girl.) What is the girl doing? (Tap.) *Waving.*
- Say the whole thing about the girl. (Tap 4.) *The girl is waving.*
- Is the girl nodding? (Tap.) No.
- Say the whole thing about the girl. (Tap 5.) *The girl is not nodding.*
- Is the girl clapping? (Tap.) No.
- Say the whole thing. (Tap 5.) *The girl is not clapping.*


Repeat step a until firm.

- b. Your turn: Clap. ✓
 • Keep clapping. What are you doing? (Tap.) *Clapping.*
 Say the whole thing. (Tap 3.) *I am clapping.*
Repeat step b until firm.

- c. Tell me to clap. (Tap.) *Clap.* (Clap and keep clapping.)
 • Am I waving? (Tap.) *No.*
 • Say: You are not waving. (Tap 4.) *You are not waving.*
 d. Am I waving? (Tap.) *No.*
 Say the whole thing. (Tap 4.) *You are not waving.*
 • Am I clapping? (Tap.) *Yes.*
 Say the whole thing. (Tap 3.) *You are clapping.*
 • Am I eating? (Tap.) *No.*
 Say the whole thing. (Tap 4.) *You are not eating.*
Repeat steps c and d until firm.

EXERCISE 11

START WITH
AND COUNT TO



- f. Your turn: Start with **1** and say these numbers. (Touch numbers as students count:) 1, 2, 3, 4, 5, 6, 7, 8, 9, 10.
 • (Point to **7**.) What number is this? (Tap.) 7.
 • (Point to **9**.) What number is this? (Tap.) 9.
Repeat steps e and f until firm.

- g. Everybody, tell me to count to **8**. (Tap 3.)
 Count to 8. 1, 2, 3, 4, 5, 6, 7, 8.
 • What did I count to? (Tap.) 8.
 h. Everybody, count to **8**. (Tap 8.)
 1, 2, 3, 4, 5, 6, 7, 8.
Repeat steps g and h until firm.

- i. Tell me to start with **4** and count to **9**. (Tap 7.)
 Start with 4 and count to 9. 4, 5, 6, 7, 8, 9.
 • What did I count to? (Tap.) 9.
Repeat step i until firm.

- j. Your turn: Start with **4** and count to **9**. (Tap 6.) 4, 5, 6, 7, 8, 9.
 • Your turn: Start with **7** and count to **10**. (Tap 4.) 7, 8, 9, 10.
Repeat step j until firm.

- k. Listen to me count: 3, 4, 5, 6, 7.
 • Again: 3, 4, 5, 6, 7.
 • What number did I start with? (Tap.) 3.
Repeat step k until firm.

- l. Tell me to start with **5** and count to **8**. (Tap 7.)
 Start with 5 and count to 8. 5, 6, 7, 8.
 • What number did I start with? (Tap.) 5.
 • What number did I count to? (Tap.) 8.
Repeat step l until firm.

- m. Tell me to start with **2** and count to **6**. (Tap 7.)
 Start with 2 and count to 6. 2, 3, 4, 5, 6.
 • What number did I start with? (Tap.) 2.
 • What number did I count to? (Tap.) 6.
Repeat step m until firm.

- a. Say: Start with **3**. (Tap 3.) *Start with 3.*
Repeat step a until firm.
 b. Say: Count to **8**. (Tap 3.) *Count to 8.*
Repeat step b until firm.
 c. Say: **And** count to **8**. (Tap 4.) *And count to 8.*
Repeat step c until firm.
 d. Say: Start with **3** and count to **8**. (Tap 7.)
 Start with 3 and count to 8.
Repeat step d until firm.
 e. (Point to numbers.) What are these? (Tap.)
Numbers.
 • Yes, these are numbers.
 Say the whole thing. (Tap 3.) *These are numbers.*

EXERCISE 12

OBJECT REVIEW



12



- a. (Point to coat.) Is this a door or a coat? (Tap 2.) *A coat.*

Say the whole thing. (Tap 4.) *This is a coat.*

- b. (Point to house.) Is this a coat? (Tap.) *No.*

Say the whole thing. (Tap 5.) *This is not a coat.*

- Is this a house? (Tap.) *Yes.*

Say the whole thing. (Tap 4.) *This is a house.*

Repeat steps a and b until firm.

- c. (Point to coat.) Is this a house? (Tap.) *No.*

- Is this a door? (Tap.) *No.*

Say the whole thing. (Tap 5.) *This is not a door.*

- Is this a coat? (Tap.) *Yes.*

Say the whole thing. (Tap 4.) *This is a coat.*

- d. (Point to door.) Is this a coat? (Tap.) *No.*

What is this? (Tap 2.) *A door.*

- (Point to coat.) What is this? (Tap 2.) *A coat.*

- (Point to house.) What is this? (Tap 2.) *A house.*

Repeat steps c and d until firm.

- e. (Point to coat.) Is this a door? (Tap.) *No.*

Say the whole thing. (Tap 5.) *This is not a door.*

- f. (Point to door.) Is this a door? (Tap.) *Yes.*

Say the whole thing. (Tap 4.) *This is a door.*

- (Point to spoon.) Is this a door? (Tap.) *No.*

- Is this a spoon? (Tap.) *Yes.*

Say the whole thing. (Tap 4.) *This is a spoon.*

- (Point to fork.) Is this a fork? (Tap.) *Yes.*

Say the whole thing. (Tap 4.) *This is a fork.*

Repeat steps e and f until firm.

- g. (Point to pictures.) I'm going to touch these things. Tell me what I touch.

- h. (Touch coat.) What am I touching? (Tap 2.)

A coat.

Say the whole thing about what I am touching. (Tap 5.) *You are touching a coat.*

- (Touch house.) What am I touching? (Tap 2.) *A house.*

Say the whole thing about what I am touching. (Tap 5.) *You are touching a house.*

- (Touch door.) What am I touching? (Tap 2.) *A door.*

Say the whole thing about what I am touching. (Tap 5.) *You are touching a door.*

Repeat steps g and h until firm.

- i. (Touch spoon.) What am I touching? (Tap 2.) *A spoon.*

Say the whole thing about what I am touching. (Tap 5.) *You are touching a spoon.*

- (Touch fork.) What am I touching? (Tap 2.) *A fork.*

Say the whole thing about what I am touching. (Tap 5.) *You are touching a fork.*

Repeat step i until firm.

- j. Your turn: Touch a shoe. ✓

- What are you doing? (Tap 3.) *Touching a shoe.*

Say the whole thing. (Tap 5.) *I am touching a shoe.*

- k. Touch a chair. ✓

- What are you doing? (Tap 3.) *Touching a chair.*


Say the whole thing. (Tap 5.) *I am touching a chair.*

Repeat steps j and k until firm.

EXERCISE 13

THESE ARE NOT S

13



- a. (Point to 1 boy.) Is this a boy? (Tap.) *Yes.*

Say the whole thing. (Tap 4.) *This is a boy.*

- (Point to 1 girl.) Is this a girl? (Tap.) *Yes.*

Say the whole thing. (Tap 4.) *This is a girl.*

- (Point to 2 girls.) Are these girls? (Tap.) *Yes.*

Say the whole thing. (Tap 3.) *These are girls.*

Repeat step a until firm.

EXERCISE 14

WAS ... ING

b. (Point to 2 girls.) My turn: Are these boys? No.

- Say the whole thing: These are not boys.

c. (Point to 2 girls.) Your turn: Are these boys? (Tap.) No.

Say the whole thing. (Tap 4.) *These are not boys.*

- Are these girls? (Tap.) Yes.
Say the whole thing. (Tap 3.) *These are girls.*
- Are these pencils? (Tap.) No.
Say the whole thing. (Tap 4.) *These are not pencils.*

Repeat step c until firm.

d. (Point to 2 boys.) Are these boys? (Tap.) Yes.

Say the whole thing. (Tap 3.) *These are boys.*

- Are these girls? (Tap.) No.
Say the whole thing. (Tap 4.) *These are not girls.*

e. (Point to 1 girl.) Is this a girl? (Tap.) Yes.

Say the whole thing. (Tap 4.) *This is a girl.*

- Is this a boy? (Tap.) No.
Say the whole thing. (Tap 5.) *This is not a boy.*

Repeat steps d and e until firm.

INDIVIDUAL TURNS

(Call on individual students to do one of the following tasks:)

- (Point to 2 girls.) Are these boys? No.
Say the whole thing. *These are not boys.*
- (Point to 2 girls.) Are these girls? Yes.
Say the whole thing. *These are girls.*
Are these pencils? No.
Say the whole thing. *These are not pencils.*
- (Point to 2 boys.) Are these boys? Yes.
Say the whole thing. *These are boys.*
Are these girls? No.
Say the whole thing. *These are not girls.*
- (Point to 1 girl.) Is this a girl? Yes.
Say the whole thing. *This is a girl.*
Is this a boy? No.
Say the whole thing. *This is not a boy.*

a. (Call on a student.) Clap.

- (Prompt student to keep clapping.)
- **Is** [student's name] clapping? (Tap.) Yes.

b. (Prompt student to stop clapping.)

- **Is** [student's name] clapping? (Tap.) No.
- **Was** [student's name] clapping? (Tap.) Yes.
Say the whole thing. (Tap 3.) *[Student's name] was clapping.*

Repeat steps a and b until firm.

c. (Call on another student.) Wave.

- (Prompt student to keep waving.)
- **Is** [student's name] waving? (Tap.) Yes.
Say the whole thing. (Tap 3.) *[Student's name] is waving.*

d. Stop. ✓

- **Is** [student's name] waving? (Tap.) No.
- **Was** [student's name] waving? (Tap.) Yes.
Say the whole thing. (Tap.) *[Student's name] was waving.*

Repeat steps c and d until firm.

e. **Was** [student's name] sleeping? (Tap.) No.

- [Student's name] was not sleeping.
Say the whole thing. (Tap 4.) *[Student's name] was not sleeping.*
- **Was** [student's name] nodding? (Tap.) No.
Say the whole thing. (Tap 4.) *[Student's name] was not nodding.*
- **Was** [student's name] eating? (Tap.) No.
Say the whole thing. (Tap 4.) *[Student's name] was not eating.*


Repeat step e until firm.

EXERCISE 15 THESE ARE DOING

- a. Say: These boys are waving. (Tap 4.) *These boys are waving.*
 - Say: These girls are walking. (Tap 4.) *These girls are walking.*
 - Say: These dogs are eating. (Tap 4.) *These dogs are eating.*
 - Say: These horses are sleeping. (Tap 4.) *These horses are sleeping.*
- b. Say: These students are sitting. (Tap 4.) *These students are sitting.*
 - What are these students doing? (Tap.) *Sitting.*
Say the whole thing about these students. (Tap 4.) *These students are sitting.*

Repeat steps a and b until firm.

15



- c. (Point to 1 girl.) What is this girl doing? (Tap.) *Eating.*
Say the whole thing. (Tap 4.) *This girl is eating.*
 - (Point to 2 girls.) What are these girls doing? (Tap.) *Eating.*
Say the whole thing. (Tap 4.) *These girls are eating.*
- d. (Point to 1 boy.) What is this boy doing? (Tap.) *Swimming.*
Say the whole thing. (Tap 4.) *This boy is swimming.*
 - (Point to 2 boys.) What are these boys doing? (Tap.) *Swimming.*
Say the whole thing. (Tap 4.) *These boys are swimming.*

Repeat step d until firm.


- e. (Point to 2 girls.) Are these girls eating? (Tap.) Yes.
Say the whole thing. (Tap 4.) *These girls are eating.*

- (Point to 1 girl.) Is this girl walking? (Tap.) No.
Say the whole thing about this girl. (Tap 5.) *This girl is not walking.*
- (Point to 2 boys.) Are these boys swimming? (Tap.) Yes.
Say the whole thing about these boys. (Tap 4.) *These boys are swimming.*

Repeat step e until firm.

EXERCISE 16 TEACHER-STUDENT REVIEW

16




- a. Are you a student? (Tap.) Yes.
Say the whole thing. (Tap 4.) *I am a student.*
 - What are you learning? (Tap.) *English.*
- b. Am I a student? (Tap.) No.
Say the whole thing. (Tap 5.) *You are not a student.*
 - What am I? (Tap 2.) *A teacher.*
Say the whole thing. (Tap 4.) *You are a teacher.*
 - What am I teaching? (Tap.) *English.*
- c. (Point to teacher.) This is a teacher.
What is this? (Tap 2.) *A teacher.*
 - (Point to students.) What are these? (Tap.) *Students.*
Say the whole thing. (Tap 3.) *These are students.*
- d. The students are learning to count.
 - What are the students learning? (Tap 2.) *To count.*
Say the whole thing about what the students are learning. (Tap 6.) *The students are learning to count.*
- e. How many students are learning to count? (Tap.) *Three.*
 - Yes, three students are learning to count.
Say the whole thing about three students. (Tap 6.) *Three students are learning to count.*

Repeat step e until firm.

Lesson 10

Exercise 2







Lesson 10

Exercise 3



Lesson 10

Exercise 5



Lesson 10

Exercise 6



How are
you?



Good.




How are
you doing?



Fine.



How is it
going?



Okay.



Not good.


Lesson 10

Exercise 7

1 2 3 4 5 6 7 8 9 10



Lesson 10

Exercise 8



Lesson 10

Exercise 9



Lesson 10

Exercise 10






Lesson 10

Exercise 11

1 2 3 4 5 6 7 8 9 10


Lesson 10

Exercise 12



Lesson 10

Exercise 13



Lesson 10

Exercise 15



Lesson 10

Exercise 16

