


EXERCISE 1 PRONUNCIATION

- a. (Point to students.) Say, stand up. (Tap 2.) *Stand up.*
Repeat step a until firm.
- b. Your turn: Say, sit down. (Tap 2.) *Sit down.*
Repeat step b until firm.
- c. Your turn: Say pencil. (Tap.) *Pencil.*
Repeat step c until firm.
- d. Your turn: Say girl. (Tap.) *Girl.*
Repeat step d until firm.
- e. Your turn: Say chair. (Tap.) *Chair.*
Repeat step e until firm.
- f. Your turn: Say student. (Tap.) *Student.*
Repeat step f until firm.

EXERCISE 2 YES-NO



2

yes

no

- a. (Point to girl.) My turn: What is this? (Tap 2.) *A girl.*
• Say the whole thing. (Tap 4.) *This is a girl.*
- b. (Point to girl.) What is this? (Tap 2.) *A girl.*
Say the whole thing. (Tap 4.) *This is a girl.*
• (Point to boy.) What is this? (Tap 2.) *A boy.*
Say the whole thing. (Tap 4.) *This is a boy.*
• (Point to shoe.) What is this? (Tap 2.) *A shoe.*
Say the whole thing. (Tap 4.) *This is a shoe.*
• (Point to book.) What is this? (Tap 2.) *A book.*
Say the whole thing. (Tap 4.) *This is a book.*
Repeat step b until firm.

- c. (Point to word **yes**.) My turn: Yes.
• Say yes. (Tap as you and students say:) Yes.
• Your turn: Say **yes**. (Tap.) Yes.
Repeat step c until firm.

TO CORRECT PRONUNCIATION

- Say es. (Tap.) *Es.*
 - Say yyyes. (Tap.) *Yyyes.*
 - Say yes. (Tap.) Yes.
- Repeat until firm.

- d. (Point to girl.) My turn: Is this a girl? Yes.
• My turn again: Is this a girl? Yes.
• Your turn: Is this a girl? (Tap as you and students say:) Yes.
Repeat step d until firm.

- e. (Point to boy.) My turn: Is this a boy? Yes.
• Your turn: Is this a boy? (Tap.) Yes.
• (Point to shoe.) Is this a shoe? (Tap.) Yes.
• (Point to book.) Is this a book? (Tap.) Yes.
• (Point to shoe.) Is this a shoe? (Tap.) Yes.
• (Point to book.) Is this a book? (Tap.) Yes.
Repeat step e until firm.

- f. (Point to girl.) Is this a girl? (Tap.) Yes.
What is this? (Tap 2.) *A girl.*
• (Point to boy.) Is this a boy? (Tap.) Yes.
What is this? (Tap 2.) *A boy.*
• (Point to shoe.) Is this a shoe? (Tap.) Yes.
What is this? (Tap 2.) *A shoe.*
• (Point to book.) Is this a book? (Tap.) Yes.
What is this? (Tap 2.) *A book.*
Repeat step f until firm.

- g. (Point to word **no**.) My turn: No.
• Say no. (Tap as you and students say:) No.
• Your turn: Say **no**. (Tap.) No.
Repeat step g until firm.

- h. (Point to girl.) My turn: Is this a boy? No.
Your turn: Is this a boy? (Tap.) *No.*
• (Point to boy.) Is this a boy? (Tap.) Yes.
• (Point to girl.) Is this a boy? (Tap.) *No.*
Repeat step h until firm.

Lesson 4

- i. (Point to shoe.)
- Is this a shoe? (Tap.) Yes.
 - Is this a girl? (Tap.) No.
 - Is this a boy? (Tap.) No.
- j. (Point to book.)
- Is this a boy? (Tap.) No.
 - Is this a book? (Tap.) Yes.
 - Is this a girl? (Tap.) No.
 - Is this a shoe? (Tap.) No.

Repeat steps i and j until firm.

- k. (Point to book.) Is this a book? (Tap.) Yes.
- What is this? (Tap 2.) A book.
 - Yes, this is a book.
 - Say the whole thing. (Tap 4.) *This is a book.*

Repeat step k until firm.

- l. (Point to boy.) What is this? (Tap 2.) A boy.
- (Point to girl.) Is this a boy? (Tap.) No.
 - What is this? (Tap 2.) A girl.
 - Say the whole thing. (Tap 4.) *This is a girl.*

Repeat step l until firm.

EXERCISE 3

REVIEW

- a. Say, stand up. (Tap 2.) *Stand up.*
- Say, sit down. (Tap 2.) *Sit down.*
 - Say clap. (Tap.) *Clap.*
 - Say nod. (Tap.) *Nod.*
 - Say smile. (Tap.) *Smile.*

Repeat step a until firm.

- b. Your turn: Stand up. [Students stand up.]
- Sit down. [Students sit down.]
 - Smile. [Students smile.]
 - Nod. [Students nod.]
 - Stand up. [Students stand up.]
 - Nod. [Students nod.]
 - Sit down. [Students sit down.]
 - Smile. [Students smile.]
 - Clap. [Students clap.]
 - Stand up. [Students stand up.]
 - Sit down. [Students sit down.]
 - Nod. [Students nod.]
 - Clap. [Students clap.]
 - Smile. [Students smile.]

Repeat step b until firm.

EXERCISE 4

DOG CAT CAR



4

dog

cat

car

- a. (Point to word **dog**.) Dog.
- Say dog with me. (Tap.) *Dog.*
 - Your turn: Say **dog**. (Tap.) *Dog.*

Repeat step a until firm.

- b. (Point to word **cat**.) Cat.
- Say cat with me. (Tap.) *Cat.*
 - Your turn: Say **cat**. (Tap.) *Cat.*

Repeat step b until firm.

- c. (Point to word **car**.) Car.
- Say car with me. (Tap.) *Car.*
 - Your turn: Say **car**. (Tap.) *Car.*

Repeat step c until firm.

TO CORRECT PRONUNCIATION

- (Point to **r** in car.) Say rrr. (Tap.) *Rrr.*
- Say ahrrr. (Tap.) *Ahrrr.*
- Say car. (Tap.) *Car.*

- d. (Point to picture of dog.)
- My turn: What is this? (Tap 2.) A dog.
 - Your turn: What is this? (Tap 2.) A dog.

Repeat step d until firm.

- e. (Point to picture of cat.)
- My turn: What is this? (Tap 2.) A cat.
 - Your turn: What is this? (Tap 2.) A cat.

Repeat step e until firm.

- f. (Point to dog.) What is this? (Tap 2.) A dog.
- (Point to cat.) What is this? (Tap 2.) A cat.

Repeat step f until firm.

- g. (Point to car.)
- My turn: What is this? (Tap 2.) A car.
 - Your turn: What is this? (Tap 2.) A car.

Repeat step g until firm.

- h. (Point to cat.) What is this? (Tap 2.) *A cat.*
- (Point to car.) What is this? (Tap 2.) *A car.*
- (Point to dog.) What is this? (Tap 2.) *A dog.*
- (Point to car.) What is this? (Tap 2.) *A car.*
- (Point to cat.) What is this? (Tap 2.) *A cat.*

Repeat step h until firm.

INDIVIDUAL TURNS

(Call on individual students to do one or two of the following tasks:)

- (Point to cat.) What is this? *A cat.*
- (Point to dog.) What is this? *A dog.*
- (Point to car.) What is this? *A car.*

- f. (Point to yourself.) What am I? (Tap 2.) *A teacher.*
- (Point to students.) What are you? (Tap 2.) *A student.*
- What am I? (Tap 2.) *A teacher.*
- What are you? (Tap 2.) *A student.*

Repeat step f until firm.

- g. Say: I am a student. (Tap 4.) *I am a student.*
- (Point to students.) Your turn: What are you? (Tap 2.) *A student.*
- (Point to words **I am a student.**) Say the whole thing. (Tap each word as students say:) *I am a student.*

Repeat step g until firm.

EXERCISE 5

I AM A STUDENT

5

You are a teacher.
I am a student.

- a. (Point to words **You are a teacher.**) (Tap 4.) *You are a teacher.*
- Say it with me. (Touch each word as you and students say:) *You are a teacher.*
- Your turn: Say it. (Touch each word as students say:) *You are a teacher.*
- b. (Point to words **I am a student.**) (Tap 4.) *I am a student.*
- Say it with me. (Touch each word as you and students say:) *I am a student.*
- c. Your turn: Say it. (Touch each word as students say:) *I am a student.*

Repeat steps a through c until firm.

- d. (Point to yourself.) My turn: What am I? (Tap 2.) *A teacher.*
- Your turn: What am I? (Tap 2.) *A teacher.*

Repeat step d until firm.

- e. (Point to students.) My turn: What are you? (Tap 2.) *A student.*
- Your turn: What are you? (Tap 2.) *A student.*

Repeat step e until firm.

EXERCISE 6

WAVE

6

wave

- a. (Point to word **wave.**) My turn: *Wave.*
- Say wave with me. (Tap.) *Wave.*
- Your turn: Say **wave.** (Tap.) *Wave.*

Repeat step a until firm.

- b. My turn: *Wave. (Wave.)*
- Your turn: *Wave. [Students wave.]*

Repeat step b until firm.

- c. Your turn: Say wave. (Tap.) *Wave.*
- Your turn: *Wave. [Students wave.]*

Repeat step c until firm.

EXERCISE 7

THIS IS A

7



- a. (Point to pencil.) What is this? (Tap 2.) *A pencil.*
- Say the whole thing. (Tap 4.) *This is a pencil.*

Repeat step a until firm.

- b. (Point to chair.) What is this? (Tap 2.) *A chair.*
Say the whole thing. (Tap 4.) *This is a chair.*
Repeat step b until firm.

- c. (Point to cup.) What is this? (Tap 2.) *A cup.*
Say the whole thing. (Tap 4.) *This is a cup.*
Repeat step c until firm.

- d. (Point to book.) What is this? (Tap 2.) *A book.*
Say the whole thing. (Tap 4.) *This is a book.*
Repeat step d until firm.

INDIVIDUAL TURNS

(Call on individual students to do one of the following tasks:)

- (Point to chair.) What is this? *A chair.*
Say the whole thing. *This is a chair.*
- (Point to pencil.) What is this? *A pencil.*
Say the whole thing. *This is a pencil.*
- (Point to cup.) What is this? *A cup.*
Say the whole thing. *This is a cup.*

EXERCISE 8

ING

- a. My turn: **Nodding.**
• Say nodding with me. (Tap.) *Nodding.*
• Your turn: Say nodding. (Tap.) *Nodding.*
Repeat step a until firm.

TO CORRECT PRONUNCIATION

- Say een. (Tap.) *Een.*
 - Say noddeen. (Tap.) *Noddeen.*
 - Say noddeeng. (Tap.) *Noddeeng.*
- Repeat until firm.**

- b. My turn: **Clapping.**
• Say clapping. (Tap.) *Clapping.*
Repeat step b until firm.

- c. My turn: **Smiling.**
• Say smiling. (Tap.) *Smiling.*
Repeat step c until firm.

- d. My turn: **Waving.**
• Say waving. (Tap.) *Waving.*
Repeat step d until firm.

- e. My turn: (Clap as you say:) What am I doing?
Clapping. (Stop clapping.)
• Your turn: Clap. [Students clap.]
(Prompt students to keep clapping.)
f. My turn: What are you doing? Clapping.
• Your turn: What are you doing? (Tap.) *Clapping.*
Repeat steps e and f until firm.

- g. (Prompt students to stop clapping.)
• Your turn: Wave. [Students wave.]
(Prompt students to keep waving.)
h. My turn: What are you doing? Waving.
• Your turn: What are you doing? (Tap.) *Waving.*
Repeat steps g and h until firm.

- i. (Prompt students to stop waving.)
• Your turn: Nod. [Students nod.]
(Prompt students to keep nodding.)
j. My turn: What are you doing? Nodding.
• Your turn: What are you doing? (Tap.) *Nodding.*
(Prompt students to stop nodding.)
Repeat steps i and j until firm.

- k. My turn: Nod. (Keep nodding.)
• My turn: Are you nodding? No.
• Am I nodding? Yes.

- l. Your turn: Am I nodding? (Tap.) Yes.
• Are you nodding? (Tap.) No.
Repeat step l until firm.

EXERCISE 9 STUDENT-TEACHER REVIEW

- a. (Point to yourself.) What is my name? (Tap.)
[Students respond.]
Repeat step a until firm.
- b. (Point to a student.) What is your name?
[Student responds.]
- What is my name? [Student responds.]
 - (Repeat step b with several students.)
- c. My turn: What am I? (Tap 2.) A teacher.
• Your turn: What am I? (Tap 2.) A teacher.
- d. My turn: What are you? (Tap 2.) A student.
• Your turn: What are you? (Tap 2.) A student.
• Say: I am a student. (Tap 4.) *I am a student.*
Repeat steps c and d until firm.
- e. Say you. (Tap.) *You.*
• Say, you are. (Tap 2) *You are.*
• Say: You are a teacher. (Tap 4.) *You are a teacher.*
Repeat step e until firm.
- f. (Prompt students to point to themselves.)
• Say: I am a student. (Tap 4.) *I am a student.*
• (Prompt students to point to you.)
Say: You are a teacher. (Tap 4.) *You are a teacher.*
- g. (Prompt students to point to themselves.)
• What are you? (Tap 2.) A student.
• Say: I am a student. (Tap 4.) *I am a student.*
Repeat steps f and g until firm.
- h. (Prompt students to point to you.)
Say: You are a teacher. (Tap 4.) *You are a teacher.*
• (Prompt students to point to themselves.)
(Tap 4.) *I am a student.*
- i. (Prompt students to point to you.)
Say: You are a teacher. (Tap 4.) *You are a teacher.*
• What am I? (Tap 2.) A teacher.
Say the whole thing. (Tap 4.) *You are a teacher.*
Repeat steps h and i until firm.

TO CORRECT
(Demonstrate with a student who performs well.)

EXERCISE 10 TREE



10 tree

- a. (Point to word **tree**.) Tree.
• Say tree with me. (Tap.) *Tree.*
• Your turn: Say **tree**. (Tap.) *Tree.*
Repeat step a until firm.

TO CORRECT PRONUNCIATION

- Say rrrreee. (Tap.) *Rrrreee.*
- Say chreee. (Tap.) *Chreee.*
- Say tree. (Tap.) *Tree.*

Repeat until firm.

- b. (Point to picture of tree.) My turn:
What is this? (Tap 2.) A tree.
• Your turn: What is this? (Tap 2.) A tree.
Repeat step b until firm.

- c. (Point to tree.) What is this? (Tap 2.) A tree.
• (Point to dog.) What is this? (Tap 2.) A dog.
• (Point to cat.) What is this? (Tap 2.) A cat.
• (Point to tree.) What is this? (Tap 2.) A tree.
• (Point to car.) What is this? (Tap 2.) A car.
Repeat step c until firm.

- d. (Point to car.) What is this? (Tap 2.) A car.
Say the whole thing. (Tap 4.) *This is a car.*
• (Point to dog.) What is this? (Tap 2.) A dog.
Say the whole thing. (Tap 4.) *This is a dog.*
• (Point to cat.) What is this? (Tap 2.) A cat.
Say the whole thing. (Tap 4.) *This is a cat.*
• (Point to tree.) What is this? (Tap 2.) A tree.
Say the whole thing. (Tap 4.) *This is a tree.*
Repeat step d until firm.

EXERCISE 11

LISTENING

a. Your turn: Say wave. (Tap.) *Wave.*

- Say waving. (Tap.) *Waving.*
- Say nodding. (Tap.) *Nodding.*
- Say smiling. (Tap.) *Smiling.*

Repeat step a until firm.

b. My turn: (Wave and keep waving.)

- What am I doing? *Waving.*
- Your turn: What am I doing? (Tap.) *Waving.*

Repeat step b until firm.

c. My turn: (Nod and keep nodding.)

- What am I doing? *Nodding.*
- Your turn: What am I doing? (Tap.) *Nodding.*

d. (Smile and say:) What am I doing? (Tap.) *Smiling.*

- e. Your turn: Wave. [Students wave.]
(Prompt students to keep waving.)
- My turn: What are you doing? *Waving.*
 - Your turn: What are you doing? (Tap.) *Waving.*
(Prompt students to stop waving.)

- f. Your turn: Clap. [Students clap.]
(Prompt students to keep clapping.)
- What are you doing? (Tap.) *Clapping.*

Repeat steps c through f until firm.

g. Your turn: Say, stand up. (Tap 2.) *Stand up.*

- Your turn: Stand up. [Students stand up.]
- Sit down. [Students sit down.]

h. My turn: (Tap 2.) *Standing up.*

- Say, standing up. (Tap 2.) *Standing up.*

i. My turn: (Tap 2.) *Sitting down.*

- Say, sitting down. (Tap 2.) *Sitting down.*

Repeat steps g through i until firm.

j. Your turn: Stand up. [Students stand up.]

- My turn: What are you doing? *Standing up.*
- Your turn: What are you doing? (Tap 2.)
Standing up.

Repeat step j until firm.

k. Your turn: Sit down. [Students sit down.]

- My turn: What are you doing? (Tap 2.)
Sitting down.
- Your turn: What are you doing? (Tap 2.)
Sitting down.

Repeat step k until firm.

l. Your turn: Stand up. [Students stand up.]

- What are you doing? (Tap 2.) *Standing up.*
- m. Your turn: Wave. [Students wave.]
(Prompt students to keep waving.)

- What are you doing? (Tap.) *Waving.*

n. Your turn: Sit down. [Students sit down.]

- What are you doing? (Tap 2.) *Sitting down.*

Repeat steps l through n until firm.

EXERCISE 12

YES-NO

12



a. (Point to shoe.)

- My turn: What is this? (Tap 2.) *A shoe.*
- Is this a book? *No.*
- Is this a shoe? *Yes.*

b. (Point to shoe.)

- Your turn: Is this a shoe? (Tap.) *Yes.*
- Is this a book? (Tap.) *No.*
- Is this a boy? (Tap.) *No.*
- What is this? (Tap 2.) *A shoe.*
Say the whole thing. (Tap 4.) *This is a shoe.*

Repeat step b until firm.

c. (Point to book.)

- What is this? (Tap 2.) *A book.*
- Is this a girl? (Tap.) *No.*
- Is this a shoe? (Tap.) *No.*
- Is this a book? (Tap.) *Yes.*
- Is this a boy? (Tap.) *No.*
- What is this? (Tap 2.) *A book.*
Say the whole thing. (Tap 4.) *This is a book.*

Repeat step c until firm.

INDIVIDUAL TURNS

(Call on individual students to do one of the following tasks:)

- (Point to shoe.)
What is this? *A shoe.*
Say the whole thing. *This is a shoe.*
Is this a shoe? *Yes.*
Is this a girl? *No.*
Is this a book? *No.*
- (Point to book.)
What is this? *A book.*
Say the whole thing. *This is a book.*
Is this a shoe? *No.*
Is this a book? *Yes.*

EXERCISE 13

COUNT 1-5

13a



- a. (Point to first boy.)
 - My turn to count boys. (Touch each boy as you count:) 1, 2, 3, 4, 5.
 - How many boys? 5.
- b. Your turn to count boys. (Touch each boy as students count:) 1, 2, 3, 4, 5.
 - How many boys? (Tap.) 5.
Yes, five boys.
 - How many boys? (Tap.) 5.

Repeat steps a and b until firm.

13b



- c. (Point to pencil.)
 - My turn to count **things**. (Touch each object as you count:) 1, 2, 3, 4.
 - How many **things**? 4.
- d. Your turn to count **things**. (Touch objects as students count:) 1, 2, 3, 4.
 - How many **things**? (Tap.) 4.
Yes, four things.
 - How many **things**? (Tap.) 4.

Repeat steps c and d until firm.

- e. (Point to cup.) My turn: How many cups? 1.
 - (Point to cup.) Your turn: How many cups? (Tap.) 1.
 - (Point to chair.) How many chairs? (Tap.) 1.
 - (Point to all things.) How many **things**? (Tap.) 4.

Repeat step e until firm.

EXERCISE 14

I AM _____ ING

- a. Your turn: Say: I am a student. (Tap 4.)
I am a student.
 - Your turn: Say: (pause) I am nodding. (Tap 3.)
I am nodding.
 - Your turn: Say: (pause) I am clapping. (Tap 3.)
I am clapping.
 - Your turn: Say: (pause) I am waving. (Tap 3.)
I am waving.

Repeat step a until firm.

- b. My turn: (Wave and keep waving.)
 - What am I doing? Waving.
- Say the whole thing: (Tap 3.) *I am waving.*

- c. Your turn: Wave. [Students wave.]
(Prompt students to keep waving.)
 - What are you doing? (Tap.) *Waving.*
- Say the whole thing. (Tap 3 as you and students say:) *I am waving.*

Repeat step c until firm.

- d. Your turn: Nod. [Students nod.]
(Prompt students to keep nodding.)
 - What are you doing? (Tap.) *Nodding.*
- Say the whole thing. (Tap 3.) *I am nodding.*

Repeat step d until firm.

- e. Your turn: Clap. [Students clap.]
(Prompt students to keep clapping.)
 - What are you doing? (Tap.) *Clapping.*
- Say the whole thing. (Tap 3.) *I am clapping.*

Repeat step e until firm.

- f. Your turn: Smile. [Students smile and keep smiling.]
 - What are you doing? (Tap.) *Smiling.*
- Say the whole thing. (Tap 3.) *I am smiling.*

Repeat step f until firm.

INDIVIDUAL TURNS

(Call on individual students to do one of the following tasks:)

- Your turn: Smile.
[Student smiles and keeps smiling.]
What are you doing? *Smiling.*
Say the whole thing. *I am smiling.*
- Your turn: Wave.
[Student waves and keeps waving.]
What are you doing? *Waving.*
Say the whole thing. *I am waving.*
- Your turn: Clap.
[Student claps and keeps clapping.]
What are you doing? *Clapping.*
Say the whole thing. *I am clapping.*
- Your turn: Nod.
[Student nods and keeps nodding.]
What are you doing? *Nodding.*
Say the whole thing. *I am nodding.*

EXERCISE 15

COUNT 1-5

15



- a. (Point to first girl.)
 - Your turn: Count girls. (Touch each girl as students say:) 1, 2.
 - How many girls? (Tap.) 2.
- b. Count things. (Touch items as students count:) 1, 2, 3, 4, 5.
 - How many things? (Tap.) 5.
- c. Count boys. (Touch each boy as students count:) 1, 2.
 - How many boys? (Tap.) 2.

Repeat steps a through c until firm.

- d. (Point to boys.) How many boys? (Tap.) 2.
 - (Point to girls.) How many girls? (Tap.) 2.
 - (Point to chair.) How many chairs? (Tap.) 1.
 - (Point to all things.) How many things? (Tap.) 5.

Repeat step d until firm.

INDIVIDUAL TURNS

(Call on individual students to do one of the following tasks:)

- (Point to boys.) Count boys.
(Touch each boy as students count:) 1, 2.
How many boys? 2.
- (Point to all things.) Count things.
(Touch items as students count:) 1, 2, 3, 4, 5.
How many things? 5.
- (Point to chair.) How many chairs? 1.
- (Point to girls.) Count girls.
(Touch each girl as students count:) 1, 2.
How many girls? 2.

EXERCISE 16

REVIEW

- a. Say: I am a student. (Tap 4.) *I am a student.*
 - Say: You are a teacher. (Tap 4.) *You are a teacher.*

Repeat step a until firm.

- b. (Point to yourself.) What am I? (Tap 2.) *A teacher.*
Say the whole thing. (Tap 4.) *You are a teacher.*
 - (Point to students.) What are you? (Tap 2.) *A student.*
Say the whole thing. (Tap 4.) *I am a student.*



Repeat step b until firm.

- c. (Wave and keep waving.) What am I doing? (Tap.) *Waving.*
 - Your turn: Wave. [Students wave.]
- d. Your turn: Stand up. [Students stand up.]
 - What are you doing? (Tap 2.) *Standing up.*
Say the whole thing. (Tap 4.) *I am standing up.*
- e. Sit down. [Students sit down.]
 - What are you doing? (Tap 2.) *Sitting down.*
Say the whole thing. (Tap 4.) *I am sitting down.*

Repeat steps c through e until firm.

Lesson 4

Exercise 2




yes

no

Lesson 4


Exercise 4



dog



cat



car




Lesson 4

Exercise 6

wave

Lesson 4


Exercise 10



tree



Lesson 4

Exercise 12





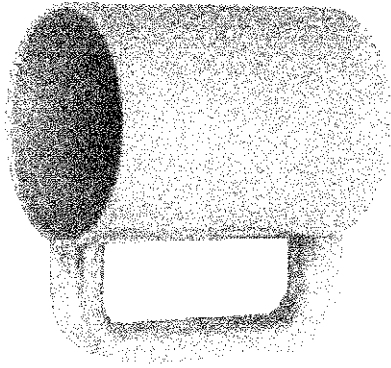

Lesson 4

Exercise 13a



Lesson 4

Exercise 13b



Lesson 4

Exercise 15

